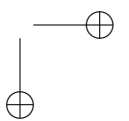
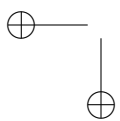
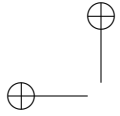


Contents

Preface	xi
I A Sample Part Page	1
1 Sample File for SIAM L^AT_EX Book Macro Package	3
1.1 Introduction and Examples	3
1.1.1 Sample text	3
1.1.2 Some list environments	4
1.1.3 An algorithm	5
1.1.4 Some displayed equations and <code>{eqnarray}</code> s	6
1.2 Main Results	6
1.2.1 Numerical experiments	9
Exercises	11
Bibliography	13
Index	15



List of Contributors

A. Einstein
Institute for Advanced Studies
Princeton University

Enrico Fermi
University of Chicago

John von Neumann
Institute for Advanced Studies
Princeton University

A. Einstein
Institute for Advanced Studies
Princeton University

Enrico Fermi
University of Chicago

John von Neumann
Institute for Advanced Studies
Princeton University

A. Einstein
Institute for Advanced Studies
Princeton University

Enrico Fermi
University of Chicago

John von Neumann
Institute for Advanced Studies
Princeton University

A. Einstein
Institute for Advanced Studies
Princeton University

Enrico Fermi
University of Chicago

John von Neumann
Institute for Advanced Studies
Princeton University

A. Einstein
Institute for Advanced Studies
Princeton University

Enrico Fermi
University of Chicago

John von Neumann
Institute for Advanced Studies
Princeton University

A. Einstein
Institute for Advanced Studies
Princeton University

Enrico Fermi
University of Chicago

John von Neumann
Institute for Advanced Studies
Princeton University

A. Einstein
Institute for Advanced Studies
Princeton University

Enrico Fermi
University of Chicago

John von Neumann
Institute for Advanced Studies
Princeton University

A. Einstein
Institute for Advanced Studies
Princeton University

Enrico Fermi
University of Chicago

John von Neumann
Institute for Advanced Studies
Princeton University

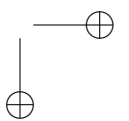
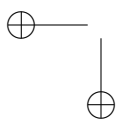
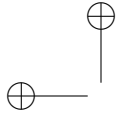
A. Einstein
Institute for Advanced Studies
Princeton University

Enrico Fermi
University of Chicago

John von Neumann
Institute for Advanced Studies
Princeton University

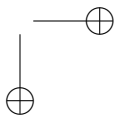
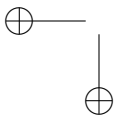
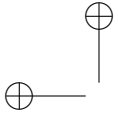
List of Figures

1.1	Log ₁₀ of the residual norm versus the number of GMRES(<i>m</i>) iterations for the finite difference methods.	9
1.2	Log ₁₀ of the residual norm versus the number of GMRES(<i>m</i>) iterations for $c = d = 10$ with fast Poisson preconditioning. Solid curve: Algorithm EHA; dotted curve: FDP method; dashed curve: FSP method.	10



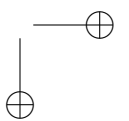
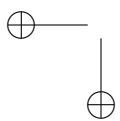
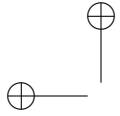
List of Tables

1.1 Statistics over 20 trials of GMRES(m) iteration numbers, F -evaluations, and run times required to reduce the residual norm by a factor of ϵ . For each method, the number of GMRES(m) iterations and F -evaluations was the same in every trial. 10



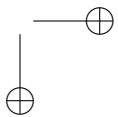
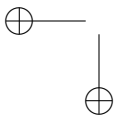
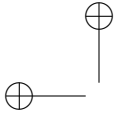
List of Algorithms

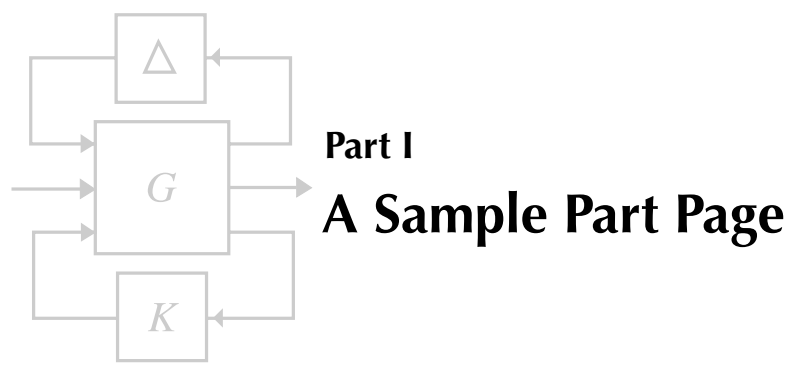
Algorithm 1.1	5
---------------	-------	---

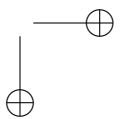
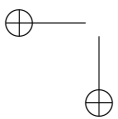
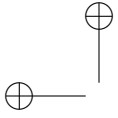


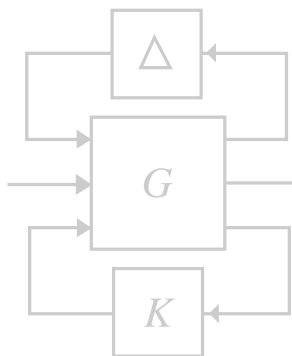
Preface

This is the preface. This is the preface. This is the preface. This is the preface. This is the preface. This is the preface. This is the preface. This is the preface.









Chapter 1

Sample File for SIAM \LaTeX Book Macro Package

We have nothing to fear but fear itself.

—Franklin D. Roosevelt

I am not a crook.

—Richard M. Nixon

1.1 Introduction and Examples

This paper presents a sample file for the use of SIAM’s \LaTeX macro package. It illustrates the features of the¹ macro package, using actual examples culled from various papers published in SIAM’s journals. It is to be expected that this sample will provide examples of how to use the macros to generate standard elements of journal papers, e.g., theorems, definitions, or figures. This paper also serves as an example of SIAM’s stylistic preferences for the formatting of such elements as bibliographic references, displayed equations, and equation arrays, among others. Some special circumstances are not dealt with in this sample file; for such information one should see the included documentation file.

Note: This paper is not to be read in any form for content. The conglomeration of equations, lemmas, and other text elements were put together solely for typographic illustrative purposes and don’t make any sense as lemmas, equations, etc.

1.1.1 Sample text

Let $S = [s_{ij}]$ ($1 \leq i, j \leq n$) be a $(0, 1, -1)$ -matrix of order n . Then S is a *sign-nonsingular matrix* (SNS-matrix) provided that each real matrix with the same sign pattern as S is nonsingular. There has been considerable recent interest in constructing and characterizing SNS-matrices [1], [4]. There has also been interest in strong forms of sign-nonsingularity [2]. In this paper we give a new generalization of SNS-matrices and investigate some of their basic properties.

¹This is a sample footnote. This is a sample footnote. This is a sample footnote. This is a sample footnote. This is a sample footnote. This is a sample footnote.

Let $S = [s_{ij}]$ be a $(0, 1, -1)$ -matrix of order n and let $C = [c_{ij}]$ be a real matrix of order n . The pair (S, C) is called a *matrix pair of order n* . Throughout, $X = [x_{ij}]$ denotes a matrix of order n whose entries are algebraically independent indeterminates over the real field. Let $S \circ X$ denote the Hadamard product (entrywise product) of S and X . We say that the pair (S, C) is a *sign-nonsingular matrix pair of order n* , abbreviated *SNS-matrix pair of order n* , provided that the matrix

$$A = S \circ X + C$$

is nonsingular for all positive real values of the x_{ij} . If $C = O$ then the pair (S, O) is a SNS-matrix pair if and only if S is a SNS-matrix. If $S = O$ then the pair (O, C) is a SNS-matrix pair if and only if C is nonsingular. Thus SNS-matrix pairs include both nonsingular matrices and sign-nonsingular matrices as special cases.

The pairs (S, C) with

$$S = \begin{bmatrix} 1 & 0 \\ 0 & 0 \end{bmatrix}, \quad C = \begin{bmatrix} 1 & 1 \\ 1 & 1 \end{bmatrix}$$

and

$$S = \begin{bmatrix} 1 & 1 & 0 \\ 1 & 1 & 0 \\ 0 & 0 & 0 \end{bmatrix}, \quad C = \begin{bmatrix} 0 & 0 & 1 \\ 0 & 2 & 0 \\ 3 & 0 & 0 \end{bmatrix}$$

are examples of SNS-matrix pairs.

1.1.2 Some list environments

In this paper we consider the evaluation of integrals of the following forms:

$$\int_a^b \left(\sum_i E_i B_{i,k,x}(t) \right) \left(\sum_j F_j B_{j,l,y}(t) \right) dt, \tag{1.1}$$

$$\int_a^b f(t) \left(\sum_i E_i B_{i,k,x}(t) \right) dt, \tag{1.2}$$

where $B_{i,k,x}$ is the i th B-spline of order k defined over the knots $x_i, x_{i+1}, \dots, x_{i+k}$. We will consider B-splines normalized so that their integral is one. The splines may be of different orders and defined on different knot sequences x and y . Often the limits of integration will be the entire real line, $-\infty$ to $+\infty$. Note that (1.1) is a special case of (1.2) where $f(t)$ is a spline.

There are five different methods for calculating (1.1) that will be considered; here is the remunerate list:

1. Use Gauss quadrature on each interval.
2. Convert the integral to a linear combination of integrals of products of B-splines and provide a recurrence for integrating the product of a pair of B-splines.

1.1. Introduction and Examples

5

3. Convert the sums of B-splines to piecewise Bézier format and integrate segment by segment using the properties of the Bernstein polynomials.
4. Express the product of a pair of B-splines as a linear combination of B-splines. Use this to reformulate the integrand as a linear combination of B-splines, and integrate term by term.
5. Integrate by parts.

Of these five, only methods 1 and 5 are suitable for calculating (1.2). The first four methods will be touched on and the last will be discussed at length.

Here is the bullet list:

- Use Gauss quadrature on each interval.
- Convert the integral to a linear combination of integrals of products of B-splines and provide a recurrence for integrating the product of a pair of B-splines.
- Convert the sums of B-splines to piecewise Bézier format and integrate segment by segment using the properties of the Bernstein polynomials.
- Express the product of a pair of B-splines as a linear combination of B-splines. Use this to reformulate the integrand as a linear combination of B-splines, and integrate term by term.
- Integrate by parts.

and, finally, the romannum list:

- (i) Use Gauss quadrature on each interval.
- (ii) Convert the integral to a linear combination of integrals of products of B-splines and provide a recurrence for integrating the product of a pair of B-splines.
- (iii) Convert the sums of B-splines to piecewise Bézier format and integrate segment by segment using the properties of the Bernstein polynomials.
- (iv) Express the product of a pair of B-splines as a linear combination of B-splines. Use this to reformulate the integrand as a linear combination of B-splines, and integrate term by term.
- (v) Integrate by parts.

1.1.3 An algorithm

Here is a sample algorithm:

ALGORITHM I.1.

```
The Sample Algorithm For  $i = 1$  to 10  
print "Hello world"  
end
```

Some text after the algorithm. Some text after the algorithm. Some text after the algorithm. Some text after the algorithm. Some text after the algorithm.

1.1.4 Some displayed equations and `{eqnarray}`s

By introducing the product topology on $R^{m \times m} \times R^{n \times n}$ with the induced inner product

$$\langle (A_1, B_1), (A_2, B_2) \rangle := \langle A_1, A_2 \rangle + \langle B_1, B_2 \rangle, \quad (1.3a)$$

we calculate the Fréchet derivative of F as follows:

$$\begin{aligned} F'(U, V)(H, K) &= \langle R(U, V), H \Sigma V^T + U \Sigma K^T - P(H \Sigma V^T + U \Sigma K^T) \rangle \\ &= \langle R(U, V), H \Sigma V^T + U \Sigma K^T \rangle \\ &= \langle R(U, V) V \Sigma^T, H \rangle + \langle \Sigma^T U^T R(U, V), K \rangle. \end{aligned} \quad (1.3b)$$

In the middle line of (1.3b) we have used the fact that the range of R is always perpendicular to the range of P . The gradient ∇F of F , therefore, may be interpreted as the pair of matrices:

$$\nabla F(U, V) = (R(U, V) V \Sigma^T, R(U, V)^T U \Sigma) \in R^{m \times m} \times R^{n \times n}. \quad (1.3c)$$

Because of the product topology, we know

$$\mathcal{T}_{(U, V)}(\mathcal{O}(m) \times \mathcal{O}(n)) = \mathcal{T}_U \mathcal{O}(m) \times \mathcal{T}_V \mathcal{O}(n), \quad (1.3d)$$

where $\mathcal{T}_{(U, V)}(\mathcal{O}(m) \times \mathcal{O}(n))$ stands for the tangent space to the manifold $\mathcal{O}(m) \times \mathcal{O}(n)$ at $(U, V) \in \mathcal{O}(m) \times \mathcal{O}(n)$ and so on. The projection of $\nabla F(U, V)$ onto $\mathcal{T}_{(U, V)}(\mathcal{O}(m) \times \mathcal{O}(n))$, therefore, is the product of the projection of the first component of $\nabla F(U, V)$ onto $\mathcal{T}_U \mathcal{O}(m)$ and the projection of the second component of $\nabla F(U, V)$ onto $\mathcal{T}_V \mathcal{O}(n)$. In particular, we claim that the projection $g(U, V)$ of the gradient $\nabla F(U, V)$ onto $\mathcal{T}_{(U, V)}(\mathcal{O}(m) \times \mathcal{O}(n))$ is given by the pair of matrices:

$$g(U, V) = \left(\frac{R(U, V) V \Sigma^T U^T - U \Sigma V^T R(U, V)^T}{2} U, \frac{R(U, V)^T U \Sigma V^T - V \Sigma^T U^T R(U, V)}{2} V \right). \quad (1.4)$$

Thus, the vector field

$$\frac{d(U, V)}{dt} = -g(U, V) \quad (1.5)$$

defines a steepest descent flow on the manifold $\mathcal{O}(m) \times \mathcal{O}(n)$ for the objective function $F(U, V)$.

1.2 Main Results

Let (S, C) be a matrix pair of order n . The determinant

$$\det(S \circ X + C)$$

is a polynomial in the indeterminates of X of degree at most n over the real field. We call this polynomial the *indicator polynomial* of the matrix pair (S, C) because of the following proposition.

Theorem 1.1. *The matrix pair (S, C) is a SNS-matrix pair if and only if all the nonzero coefficients in its indicator polynomial have the same sign and there is at least one nonzero coefficient.*

Proof. Assume that (S, C) is a SNS-matrix pair. Clearly the indicator polynomial has a nonzero coefficient. Consider a monomial

$$b_{i_1, \dots, i_k; j_1, \dots, j_k} x_{i_1 j_1} \cdots x_{i_k j_k} \tag{1.6}$$

occurring in the indicator polynomial with a nonzero coefficient. By taking the x_{ij} that occur in (1.6) large and all others small, we see that any monomial that occurs in the indicator polynomial with a nonzero coefficient can be made to dominate all others. Hence all the nonzero coefficients have the same sign. The converse is immediate. \square

For SNS-matrix pairs (S, C) with $C = O$ the indicator polynomial is a homogeneous polynomial of degree n . In this case Theorem 1.1 is a standard fact about SNS-matrices.

Lemma 1.2 (Stability). *Given $T > 0$, suppose that $\|\epsilon(t)\|_{1,2} \leq h^{q-2}$ for $0 \leq t \leq T$ and $q \geq 6$. Then there exists a positive number B that depends on T and the exact solution ψ only such that for all $0 \leq t \leq T$,*

$$\frac{d}{dt} \|\epsilon(t)\|_{1,2} \leq B(h^{q-3/2} + \|\epsilon(t)\|_{1,2}). \tag{1.7}$$

The function $B(T)$ can be chosen to be nondecreasing in time.

Theorem 1.3. *The maximum number of nonzero entries in a SNS-matrix S of order n equals*

$$\frac{n^2 + 3n - 2}{2}$$

with equality if and only if there exist permutation matrices such that $P|S|Q = T_n$ where

$$T_n = \begin{bmatrix} 1 & 1 & \cdots & 1 & 1 & 1 \\ 1 & 1 & \cdots & 1 & 1 & 1 \\ 0 & 1 & \cdots & 1 & 1 & 1 \\ \vdots & \vdots & \ddots & \vdots & \vdots & \vdots \\ 0 & 0 & \cdots & 1 & 1 & 1 \\ 0 & 0 & \cdots & 0 & 1 & 1 \end{bmatrix}. \tag{1.8}$$

We note for later use that each submatrix of T_n of order $n - 1$ has all 1s on its main diagonal.

We now obtain a bound on the number of nonzero entries of S in a SNS-matrix pair (S, C) in terms of the degree of the indicator polynomial. We denote the strictly upper triangular $(0,1)$ -matrix of order m with all 1s above the main diagonal by U_m . The all 1s matrix of size m by p is denoted by $J_{m,p}$.

Proposition 1.4 (Convolution theorem). *Let*

$$a * u(t) = \int_0^t a(t - \tau)u(\tau)d\tau, \quad t \in (0, \infty).$$

Then

$$\widehat{a * u}(s) = \widehat{a}(s)\widehat{u}(s).$$

Lemma 1.5. *For $s_0 > 0$, if*

$$\int_0^\infty e^{-2s_0 t} v^{(1)}(t)v(t)dt \leq 0,$$

then

$$\int_0^\infty e^{-2s_0 t} v^2(t)dt \leq \frac{1}{2s_0} v^2(0).$$

Proof. Applying integration by parts, we obtain

$$\begin{aligned} \int_0^\infty e^{-2s_0 t} [v^2(t) - v^2(0)]dt &= \lim_{t \rightarrow \infty} \left(-\frac{1}{2s_0} e^{-2s_0 t} v^2(t) \right) + \frac{1}{s_0} \int_0^\infty e^{-2s_0 t} v^{(1)}(t)v(t)dt \\ &\leq \frac{1}{s_0} \int_0^\infty e^{-2s_0 t} v^{(1)}(t)v(t)dt \leq 0. \end{aligned}$$

Thus

$$\int_0^\infty e^{-2s_0 t} v^2(t)dt \leq v^2(0) \int_0^\infty e^{-2s_0 t} dt = \frac{1}{2s_0} v^2(0). \quad \square$$


Corollary 1.6. *Let \mathbf{E} satisfy (5)–(6) and suppose \mathbf{E}^h satisfies (7) and (8) with a general \mathbf{G} . Let $\mathbf{G} = \nabla \times \Phi + \nabla p$, $p \in H_0^1(\Omega)$. Suppose that ∇p and $\nabla \times \Phi$ satisfy all the assumptions of Theorems 4.1 and 4.2, respectively. In addition suppose all the regularity assumptions of Theorems 4.1–4.2 are satisfied. Then for $0 \leq t \leq T$ and $0 < \epsilon \leq \epsilon_0$ there exists a constant $C = C(\epsilon, T)$ such that*

$$\|(\mathbf{E} - \mathbf{E}^h)(t)\|_0 \leq Ch^{k+1-\epsilon},$$

where C also depends on the constants given in Theorems 4.1 and 4.2.

Definition 1.7. *Let S be an isolated invariant set with isolating neighborhood N . An index pair for S is a pair of compact sets (N_1, N_0) with $N_0 \subset N_1 \subset N$ such that:*

- (i) $cl(N_1 \setminus N_0)$ is an isolating neighborhood for S .
- (ii) N_i is positively invariant relative to N for $i = 0, 1$, i.e., given $x \in N_i$ and $x \cdot [0, t] \subset N$, then $x \cdot [0, t] \subset N_i$.
- (iii) N_0 is an exit set for N_1 , i.e. if $x \in N_1$, $x \cdot [0, \infty) \not\subset N_1$, then there is a $T \geq 0$ such that $x \cdot [0, T] \subset N_1$ and $x \cdot T \in N_0$.



Place Holder
for
Art Only

Figure 1.1. Log_{10} of the residual norm versus the number of GMRES(m) iterations for the finite difference methods.

1.2.1 Numerical experiments

We conducted numerical experiments in computing inexact Newton steps for discretizations of a *modified Bratu problem*, given by

$$\begin{aligned} \Delta w + ce^w + d \frac{\partial w}{\partial x} &= f \quad \text{in } D, \\ w &= 0 \quad \text{on } \partial D, \end{aligned} \tag{1.9}$$

where c and d are constants. The actual Bratu problem has $d = 0$ and $f \equiv 0$. It provides a simplified model of nonlinear diffusion phenomena, e.g., in combustion and semiconductors, and has been considered by Glowinski, Keller, and Rheinhardt [11], as well as by a number of other investigators; see [11] and the references therein. See also problem 3 by Glowinski and Keller and problem 7 by Mittelmann in the collection of nonlinear model problems assembled by Moré [13]. The modified problem (1.9) has been used as a test problem for inexact Newton methods by Brown and Saad [7].

In our experiments, we took $D = [0, 1] \times [0, 1]$, $f \equiv 0$, $c = d = 10$, and discretized (1.9) using the usual second-order centered differences over a 100×100 mesh of equally spaced points in D . In GMRES(m), we took $m = 10$ and used fast Poisson right preconditioning as in the experiments in §2. The computing environment was as described in §2. All computing was done in double precision.

In the first set of experiments, we allowed each method to run for 40 GMRES(m) iterations, starting with zero as the initial approximate solution, after which the limit of residual norm reduction had been reached. The results are shown in Fig. 1.1.

Table 1.1. *Statistics over 20 trials of GMRES(m) iteration numbers, F -evaluations, and run times required to reduce the residual norm by a factor of ϵ . For each method, the number of GMRES(m) iterations and F -evaluations was the same in every trial.*

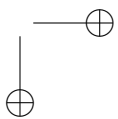
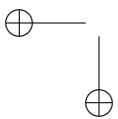
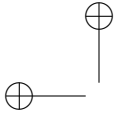
Method	ϵ	Number of Iterations	Number of F -Evaluations	Mean Run Time (Seconds)	Standard Deviation
EHA2	10^{-10}	26	32	47.12	.1048
FD2	10^{-10}	26	58	53.79	.1829
EHA4	10^{-12}	30	42	56.76	.1855
FD4	10^{-12}	30	132	81.35	.3730
EHA6	10^{-12}	30	48	58.56	.1952
FD6	10^{-12}	30	198	100.6	.3278

Place Holder
for
Art Only

Figure 1.2. *Log₁₀ of the residual norm versus the number of GMRES(m) iterations for $c = d = 10$ with fast Poisson preconditioning. Solid curve: Algorithm EHA; dotted curve: FDP method; dashed curve: FSP method.*

In Fig. 1.1, the top curve was produced by method FD1. The second curve from the top is actually a superposition of the curves produced by methods EHA2 and FD2; the two curves are visually indistinguishable. Similarly, the third curve from the top is a superposition of the curves produced by methods EHA4 and FD4, and the fourth curve from the top, which lies barely above the bottom curve, is a superposition of the curves produced by methods EHA6 and FD6. The bottom curve was produced by method A.

In the second set of experiments, our purpose was to assess the relative amount of computational work required by the methods which use higher-order differencing to reach comparable levels of residual norm reduction. We compared pairs of methods EHA2 and FD2, EHA4 and FD4, and EHA6 and FD6 by observing in each of 20 trials the number of GMRES(m) iterations, number of F -evaluations, and run time required by each method to reduce the residual norm by a factor of ϵ , where for each pair of methods ϵ was chosen to be somewhat greater than the limiting ratio of final to initial residual norms obtainable by the methods. In these trials, the initial approximate solutions were obtained by generating random components as in the similar experiments in §2. We note that for every method, the numbers of GMRES(m) iterations and F -evaluations required before termination did not vary at all over the 20 trials. The GMRES(m) iteration counts, numbers of F -evaluations, and means and standard deviations of the run times are given in Table 1.1.



Bibliography

- [1] R. A. BRUALDI AND B. L. SHADER, *On sign-nonsingular matrices and the conversion of the permanent into the determinant*, in Applied Geometry and Discrete Mathematics, The Victor Klee Festschrift, P. Gritzmann and B. Sturmfels, eds., American Mathematical Society, Providence, RI, 1991, pp. 117–134.
- [2] J. DREW, C. R. JOHNSON, AND P. VAN DEN DRIESSCHE, *Strong forms of nonsingularity*, Linear Algebra Appl., 162 (1992), to appear.
- [3] P. M. GIBSON, *Conversion of the permanent into the determinant*, Proc. Amer. Math. Soc., 27 (1971), pp. 471–476.
- [4] V. KLEE, R. LADNER, AND R. MANBER, *Signsolvability revisited*, Linear Algebra Appl., 59 (1984), pp. 131–157.
- [5] K. MUROTA, *LU-decomposition of a matrix with entries of different kinds*, Linear Algebra Appl., 49 (1983), pp. 275–283.
- [6] O. AXELSSON, *Conjugate gradient type methods for unsymmetric and inconsistent systems of linear equations*, Linear Algebra Appl., 29 (1980), pp. 1–16.
- [7] P. N. BROWN AND Y. SAAD, *Hybrid Krylov methods for nonlinear systems of equations*, SIAM J. Sci. Statist. Comput., 11 (1990), pp. 450–481.
- [8] R. S. DEMBO, S. C. EISENSTAT, AND T. STEIHAUG, *Inexact Newton methods*, SIAM J. Numer. Anal., 19 (1982), pp. 400–408.
- [9] S. C. EISENSTAT, H. C. ELMAN, AND M. H. SCHULTZ, *Variational iterative methods for nonsymmetric systems of linear equations*, SIAM J. Numer. Anal., 20 (1983), pp. 345–357.
- [10] H. C. ELMAN, *Iterative methods for large, sparse, nonsymmetric systems of linear equations*, Ph.D. thesis, Department of Computer Science, Yale University, New Haven, CT, 1982.
- [11] R. GLOWINSKI, H. B. KELLER, AND L. RHEINHART, *Continuation-conjugate gradient methods for the least-squares solution of nonlinear boundary value problems*, SIAM J. Sci. Statist. Comput., 6 (1985), pp. 793–832.

-
- [12] G. H. GOLUB AND C. F. VAN LOAN, *Matrix Computations*, Second ed., The Johns Hopkins University Press, Baltimore, MD, 1989.
- [13] J. J. MORÉ, *A collection of nonlinear model problems*, in Computational Solutions of Nonlinear Systems of Equations, E. L. Allgower and K. Georg, eds., Lectures in Applied Mathematics, Vol. 26, American Mathematical Society, Providence, RI, 1990, pp. 723–762.
- [14] Y. SAAD, *Krylov subspace methods for solving large unsymmetric linear systems*, Math. Comp., 37 (1981), pp. 105–126.
- [15] Y. SAAD AND M. H. SCHULTZ, *GMRES: A generalized minimal residual method for solving nonsymmetric linear systems*, SIAM J. Sci. Statist. Comput., 7 (1986), pp. 856–869.
- [16] P. N. SWARZTRAUBER AND R. A. SWEET, *Efficient FORTRAN subprograms for the solution of elliptic partial differential equations*, ACM Trans. Math. Software, 5 (1979), pp. 352–364.
- [17] H. F. WALKER, *Implementation of the GMRES method using Householder transformations*, SIAM J. Sci. Statist. Comput., 9 (1988), pp. 152–163.
- [18] ———, *Implementations of the GMRES method*, Computer Phys. Comm., 53 (1989), pp. 311–320.

Index

Features, 3

Lists

- bullet, 5
- remunerate, 4
- roman, 5

Preface, xi

Sample

- file, 3

Sample text, 3