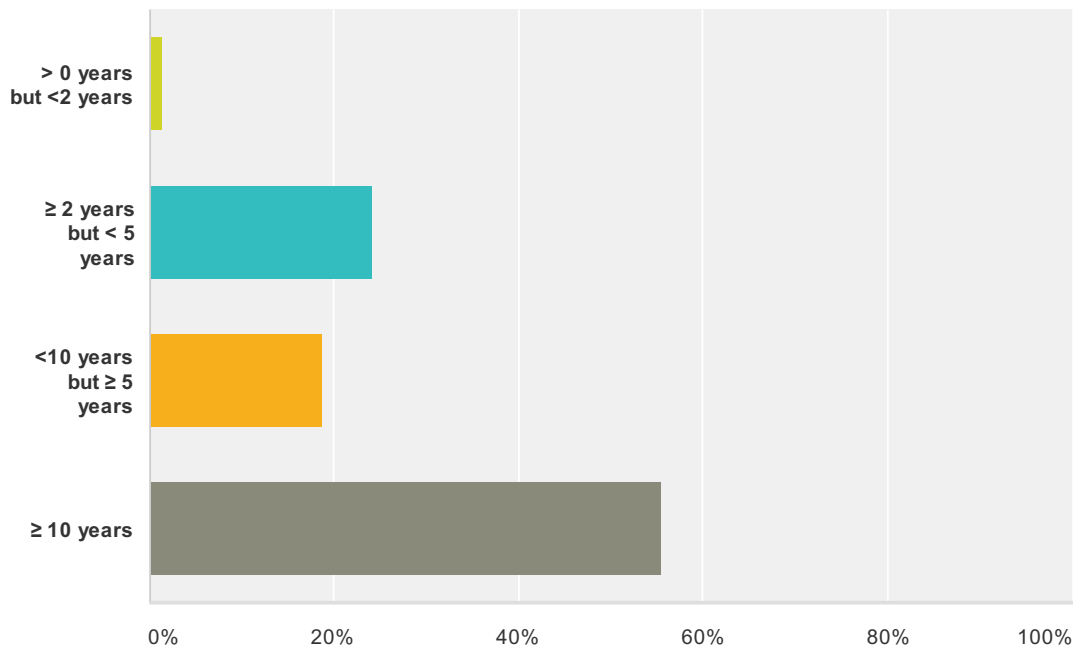


Q1 During the period in which you have been employed in industry, how many years have you been a member of SIAM?

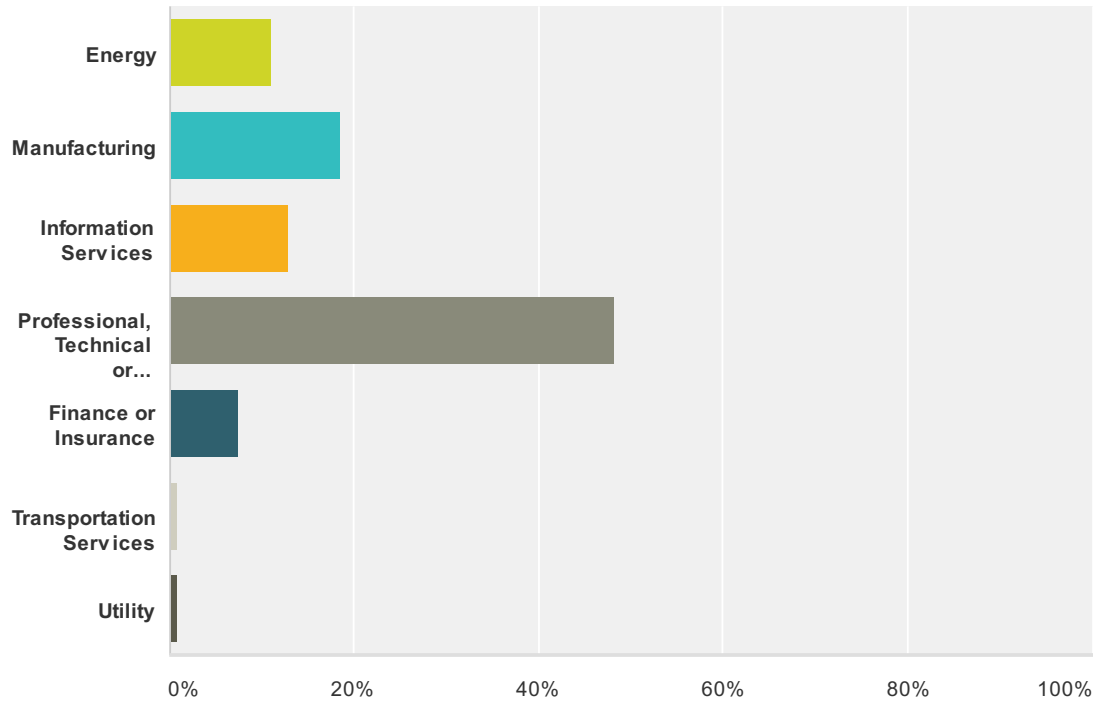
Answered: 128 Skipped: 2



Answer Choices	Responses
> 0 years but <2 years	1.56% 2
≥ 2 years but < 5 years	24.22% 31
<10 years but ≥ 5 years	18.75% 24
≥ 10 years	55.47% 71
Total	128

Q2 In which of the following broad categories of industries does your employer belong? (If your employer works in more than one broad category, list the category for the division in which you work).

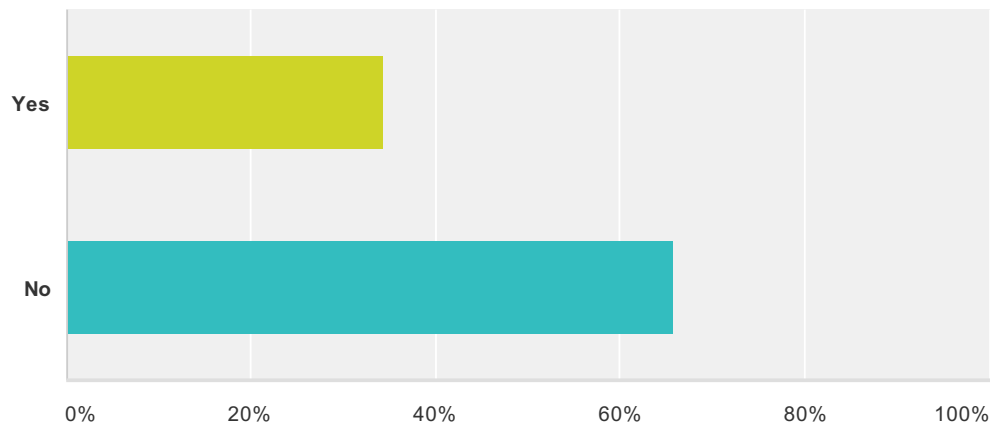
Answered: 108 Skipped: 22



Answer Choices	Responses
Energy	11.11% 12
Manufacturing	18.52% 20
Information Services	12.96% 14
Professional, Technical or Scientific Services	48.15% 52
Finance or Insurance	7.41% 8
Transportation Services	0.93% 1
Utility	0.93% 1
Total	108

Q3 Does your current industrial employer pay for or reimburse you for your SIAM membership?

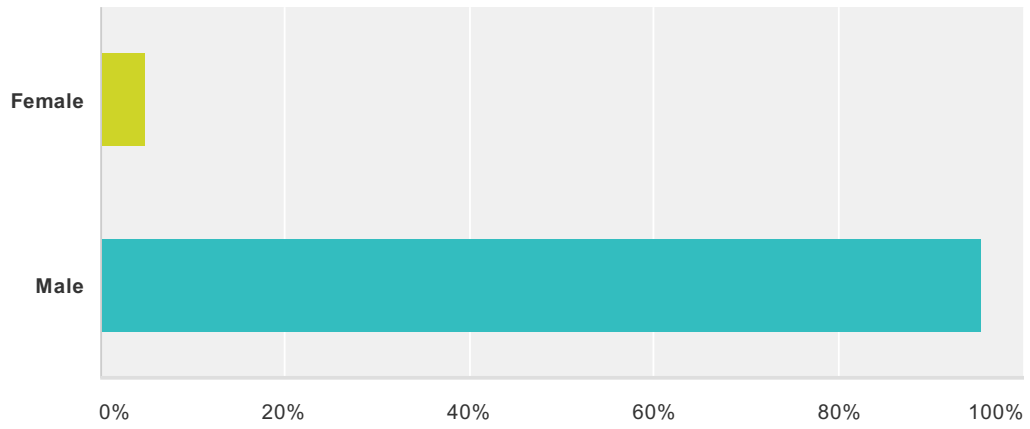
Answered: 128 Skipped: 2



Answer Choices	Responses
Yes	34.38% 44
No	65.63% 84
Total	128

Q4 What is your gender?

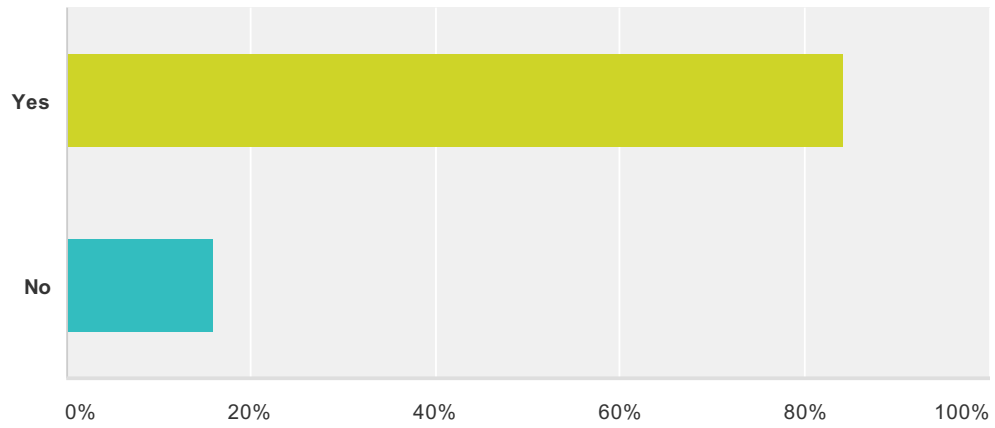
Answered: 125 Skipped: 5



Answer Choices	Responses
Female	4.80% 6
Male	95.20% 119
Total	125

Q5 Are you currently a member of a technical /professional society other than SIAM?

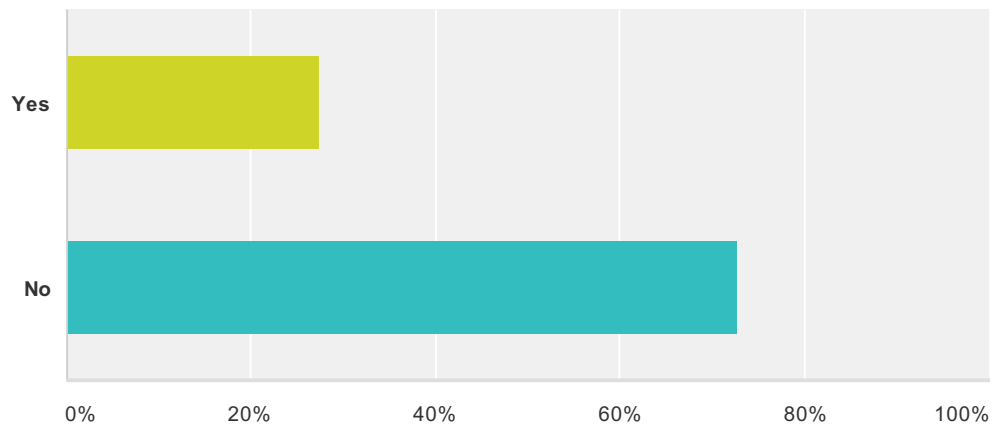
Answered: 126 Skipped: 4



Answer Choices	Responses
Yes	84.13% 106
No	15.87% 20
Total	126

Q6 Is your most advanced technical degree in a field other than the mathematical or computational sciences?

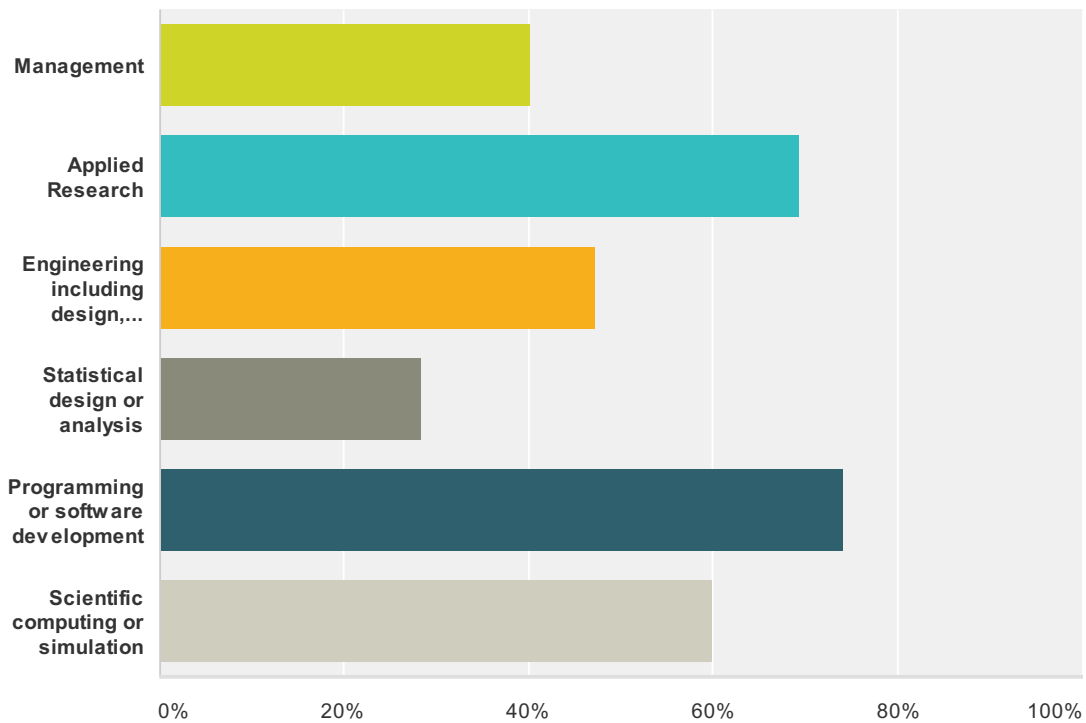
Answered: 128 Skipped: 2



Answer Choices	Responses
Yes	27.34% 35
No	72.66% 93
Total	128

Q7 Which of the following activities take up, on average, at least 10% of your time on your job? (Check all that apply)

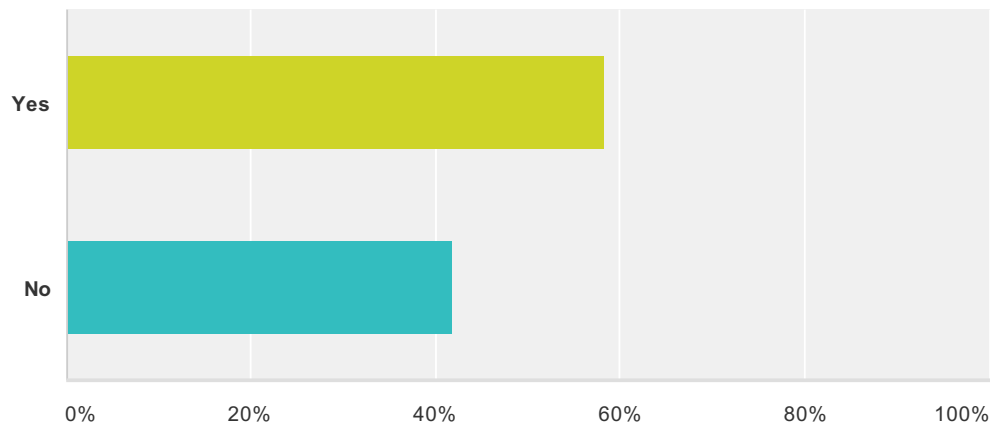
Answered: 127 Skipped: 3



Answer Choices	Responses
Management	40.16% 51
Applied Research	69.29% 88
Engineering including design, analysis or optimization	47.24% 60
Statistical design or analysis	28.35% 36
Programming or software development	74.02% 94
Scientific computing or simulation	59.84% 76
Total Respondents: 127	

Q8 Have you published in peer reviewed technical literature other than SIAM's since January 2008 while employed in industry?

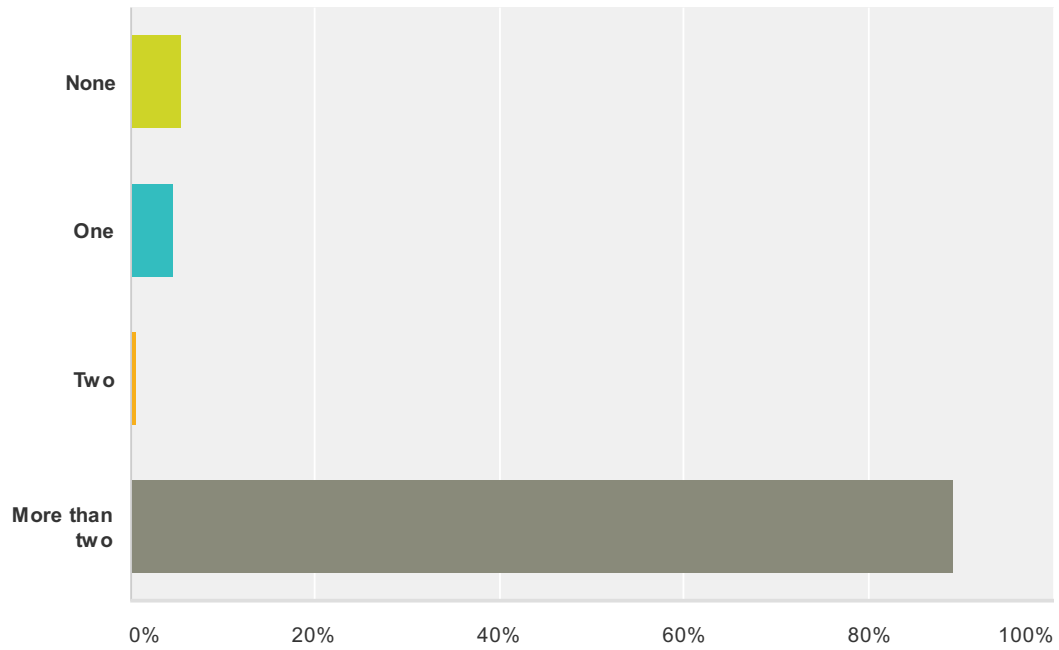
Answered: 127 Skipped: 3



Answer Choices	Responses	
Yes	58.27%	74
No	41.73%	53
Total		127

Q9 How many articles have you read that were published in SIAM Journals since January 2008 while employed in industry?

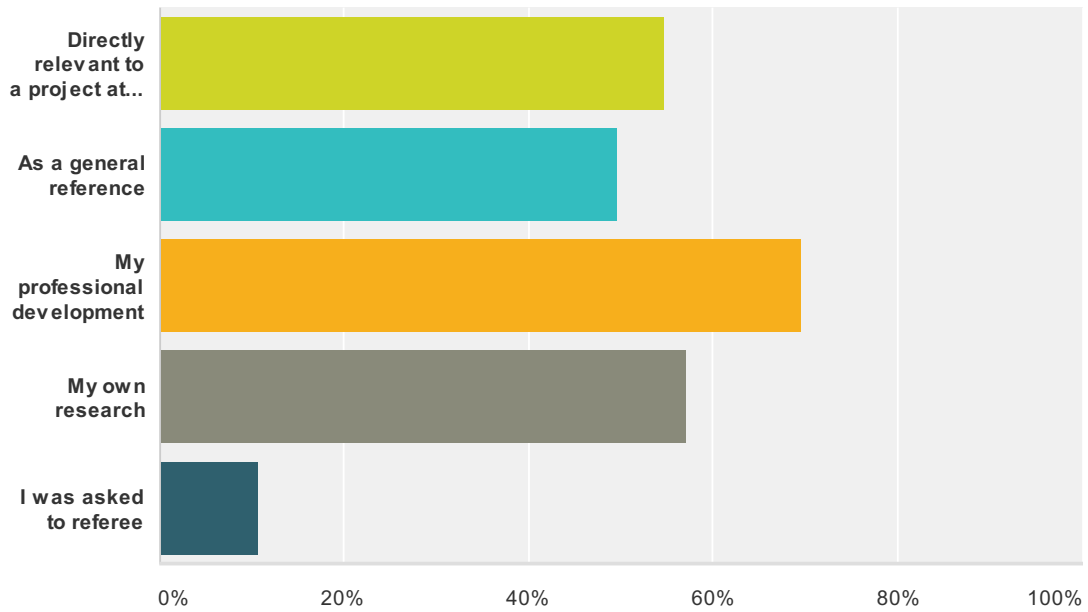
Answered: 127 Skipped: 3



Answer Choices	Responses
None	5.51% 7
One	4.72% 6
Two	0.79% 1
More than two	88.98% 113
Total	127

Q10 If you read at least one article, what was your rationale for reading the article(s)? (Check all that apply)

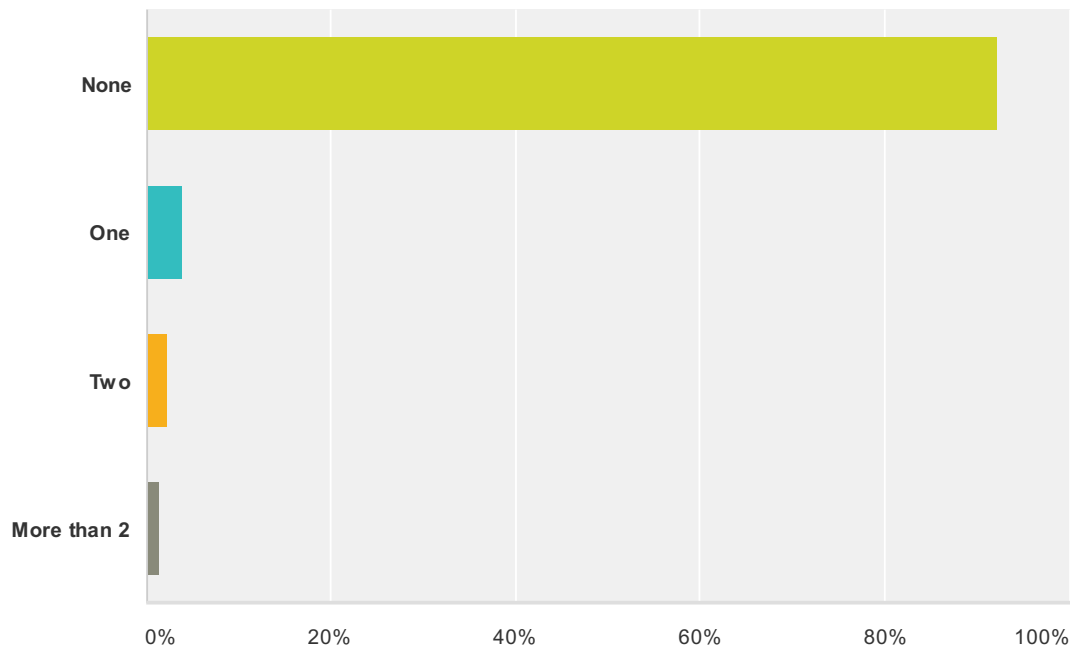
Answered: 121 Skipped: 9



Answer Choices	Responses	Count
Directly relevant to a project at work	54.55%	66
As a general reference	49.59%	60
My professional development	69.42%	84
My own research	57.02%	69
I was asked to referee	10.74%	13
Total Respondents: 121		

Q11 How many articles have you published in SIAM Journals since January 2008 while employed in industry?

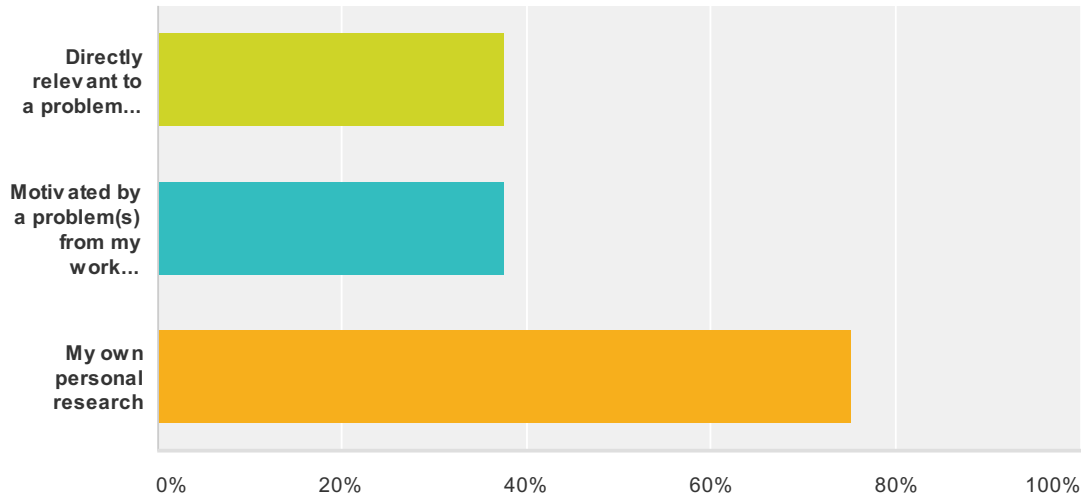
Answered: 127 Skipped: 3



Answer Choices	Responses	
None	92.13%	117
One	3.94%	5
Two	2.36%	3
More than 2	1.57%	2
Total		127

Q12 If you published at least one article in a SIAM journal, how would you characterize your motivation for publishing the article(s)? (Check all that apply)

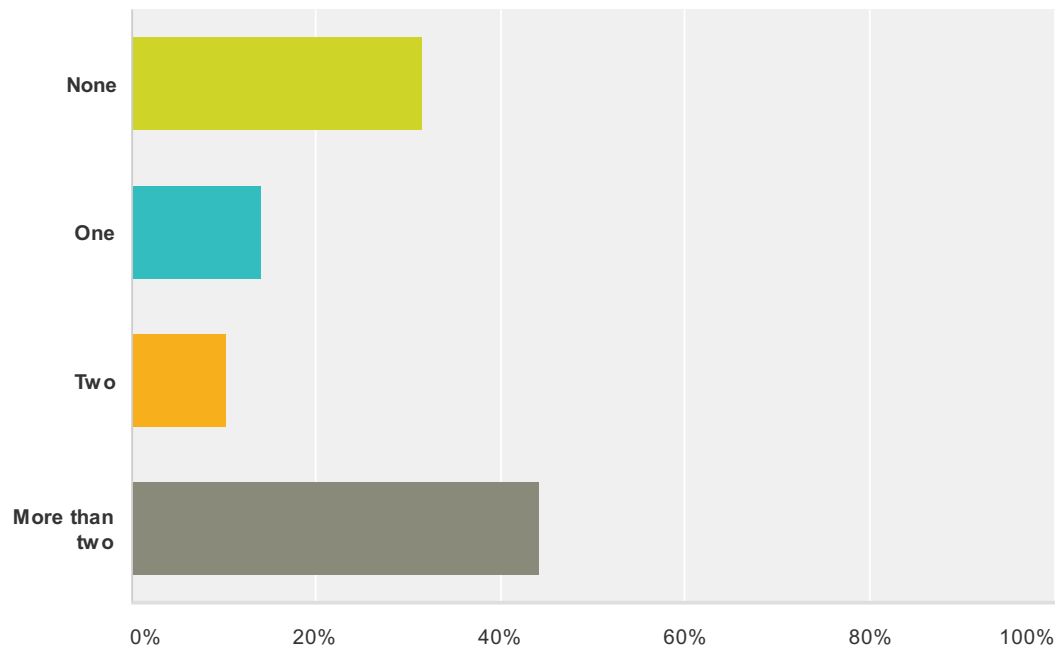
Answered: 16 Skipped: 114



Answer Choices	Responses
Directly relevant to a problem from my work in industry	37.50% 6
Motivated by a problem(s) from my work in industry but not directly related to any one	37.50% 6
My own personal research	75% 12
Total Respondents: 16	

Q13 How many SIAM books have you purchased since January 2008 while employed in industry?

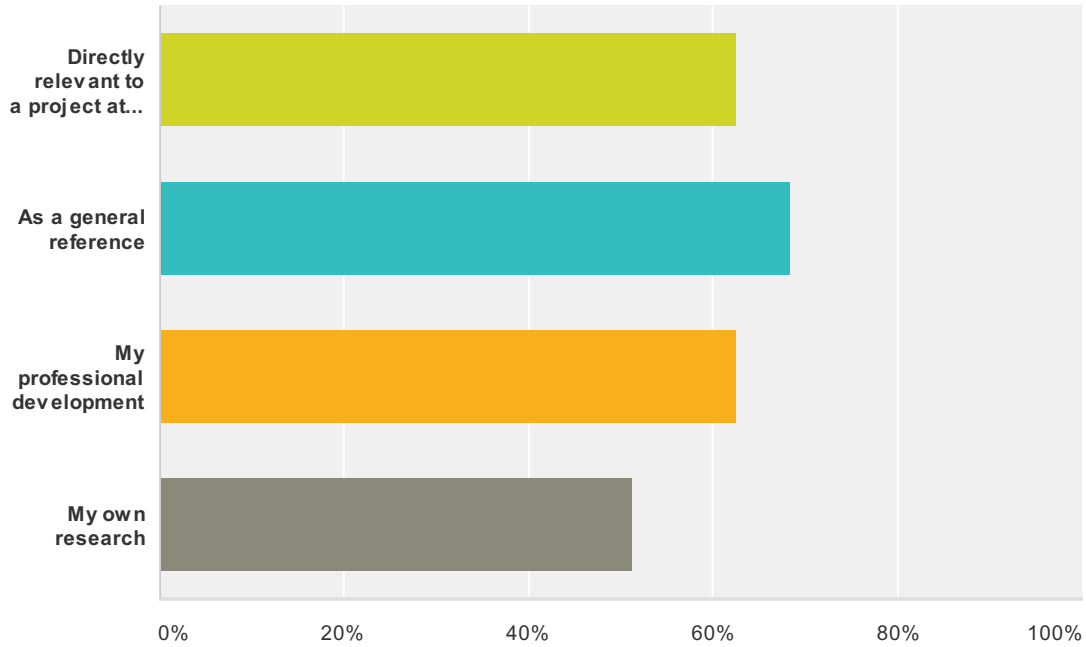
Answered: 127 Skipped: 3



Answer Choices	Responses
None	31.50% 40
One	14.17% 18
Two	10.24% 13
More than two	44.09% 56
Total	127

Q14 If you purchased at least one SIAM book, what was your rationale for purchasing the SIAM book(s)? (Check all that apply)

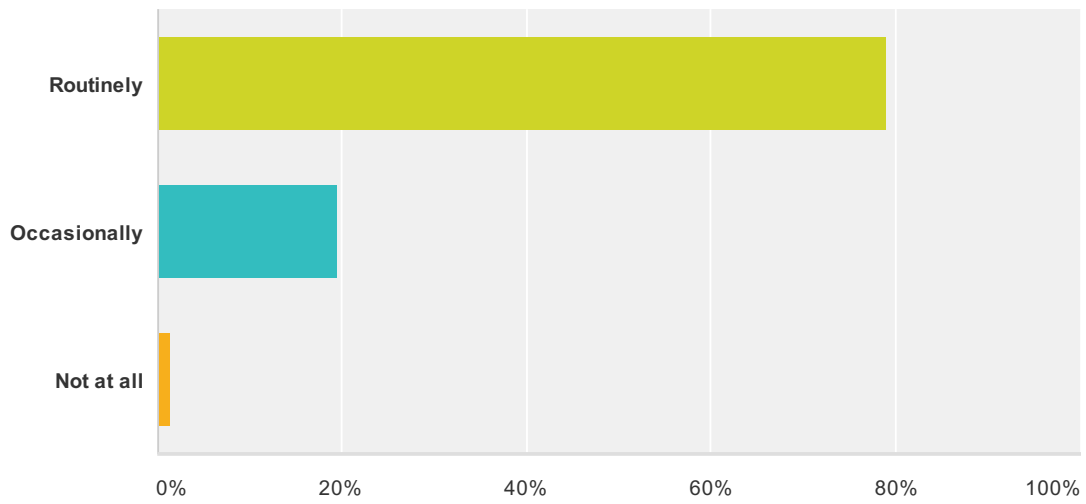
Answered: 88 Skipped: 42



Answer Choices	Responses
Directly relevant to a project at work	62.50% 55
As a general reference	68.18% 60
My professional development	62.50% 55
My own research	51.14% 45
Total Respondents: 88	

Q15 How often do you read SIAM News?

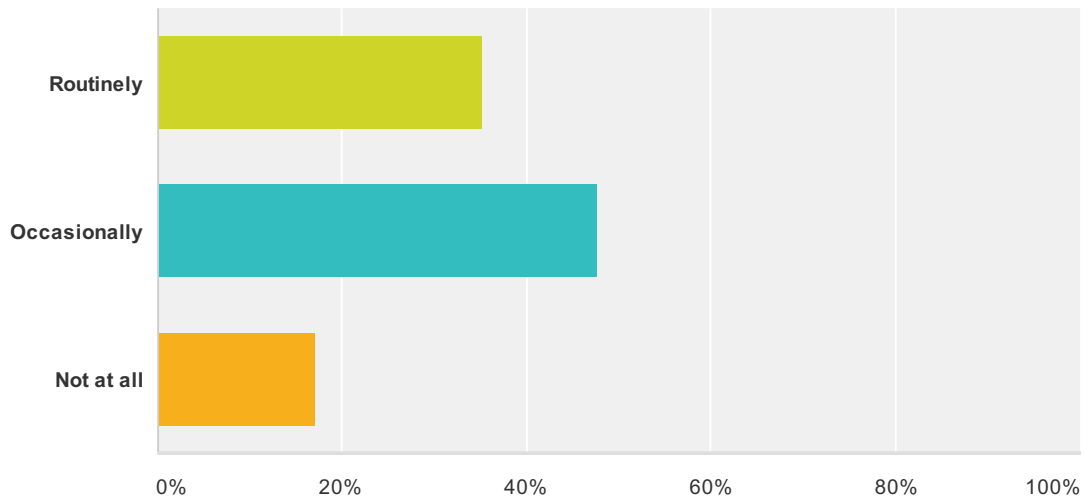
Answered: 128 Skipped: 2



Answer Choices	Responses
Routinely	78.91% 101
Occasionally	19.53% 25
Not at all	1.56% 2
Total	128

Q16 How often do you read the e-letter SIAM Unwrapped?

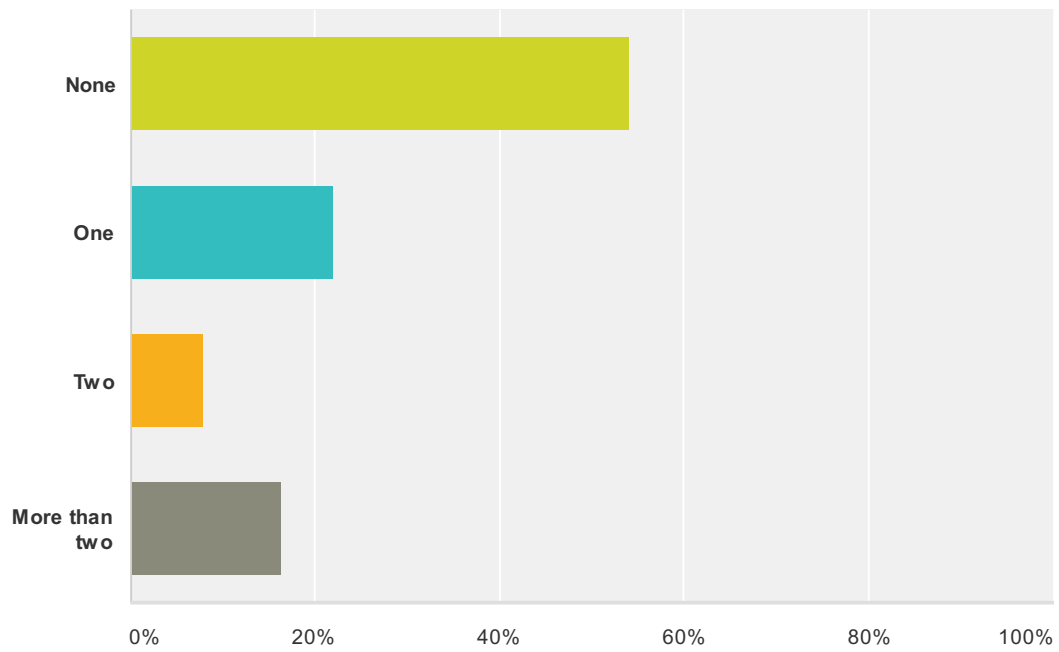
Answered: 128 Skipped: 2



Answer Choices	Responses
Routinely	35.16% 45
Occasionally	47.66% 61
Not at all	17.19% 22
Total	128

Q17 How many SIAM conferences or meetings have you attended since January 2008 while employed in industry?

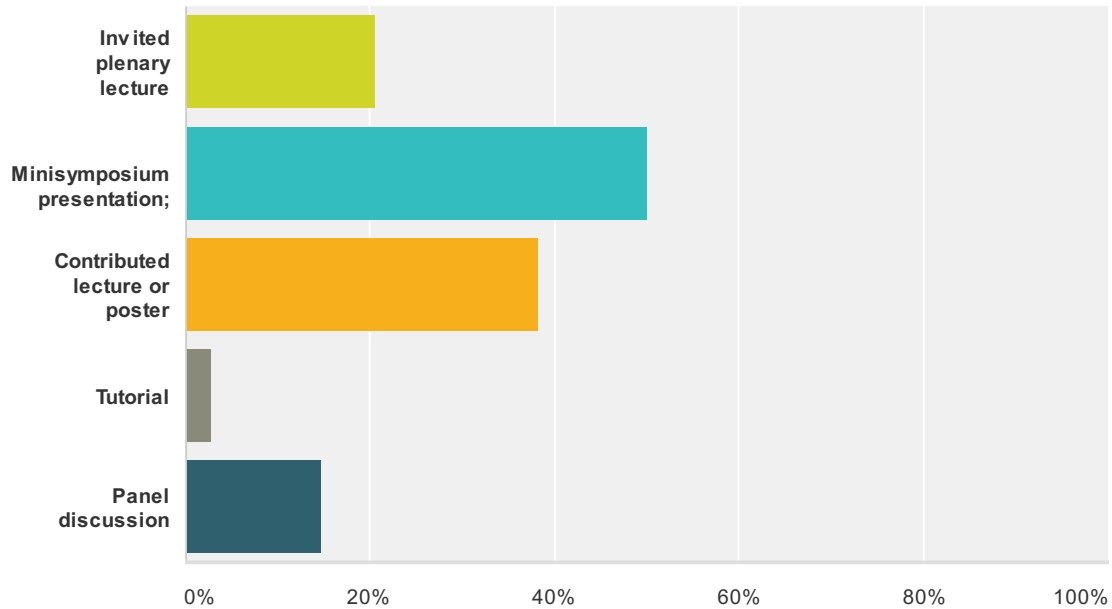
Answered: 128 Skipped: 2



Answer Choices	Responses
None	53.91% 69
One	21.88% 28
Two	7.81% 10
More than two	16.41% 21
Total	128

Q18 If you attended at least one SIAM conference or meeting since January 2008 while in industry, did you give a presentation at any of the SIAM conferences or meetings that you attended (Check all that apply)

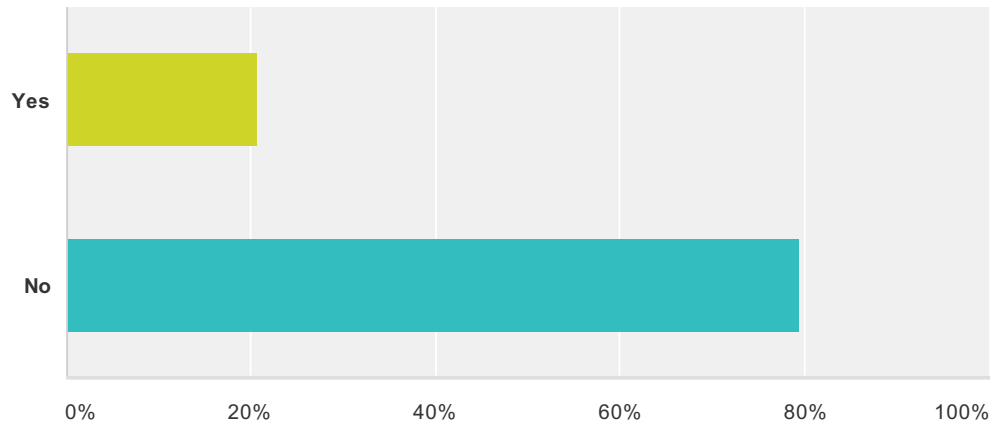
Answered: 34 Skipped: 96



Answer Choices	Responses
Invited plenary lecture	20.59% 7
Minisymposium presentation;	50% 17
Contributed lecture or poster	38.24% 13
Tutorial	2.94% 1
Panel discussion	14.71% 5
Total Respondents: 34	

Q19 Whether or not you attended a SIAM conference, were you a co-author (but not a speaker) of a presentation at a SIAM Conference or Meeting, since January 2008 while in industry?

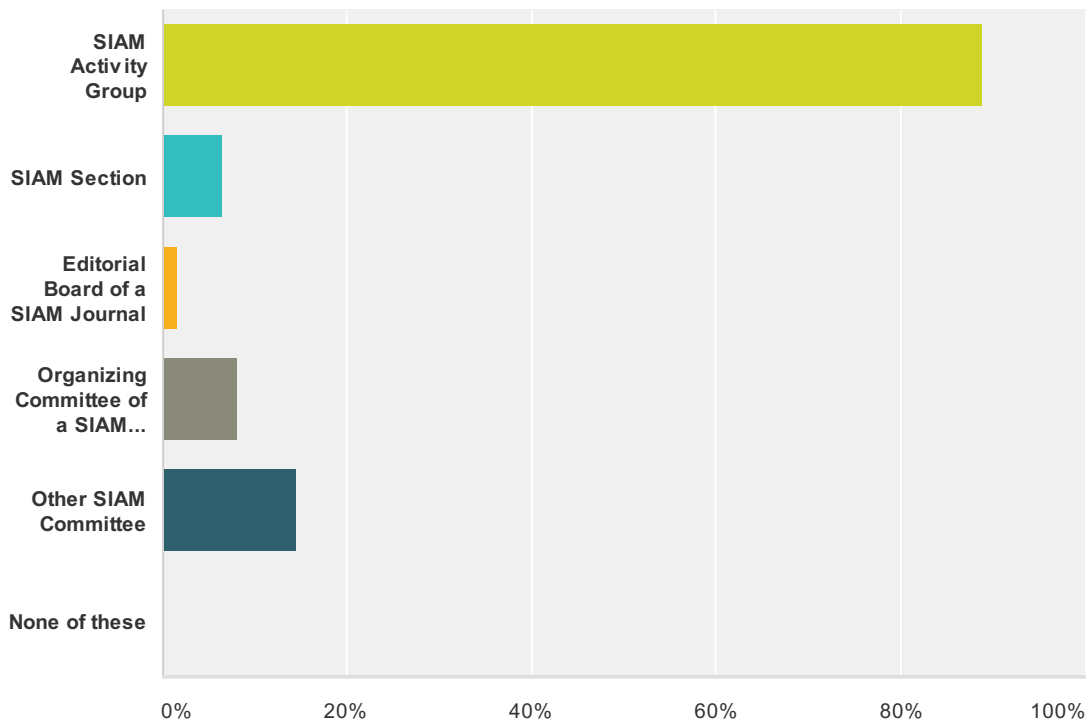
Answered: 125 Skipped: 5



Answer Choices	Responses	
Yes	20.80%	26
No	79.20%	99
Total		125

Q20 Were you a member of any of the following groups since January of 2008 while in industry? (Check all that apply)

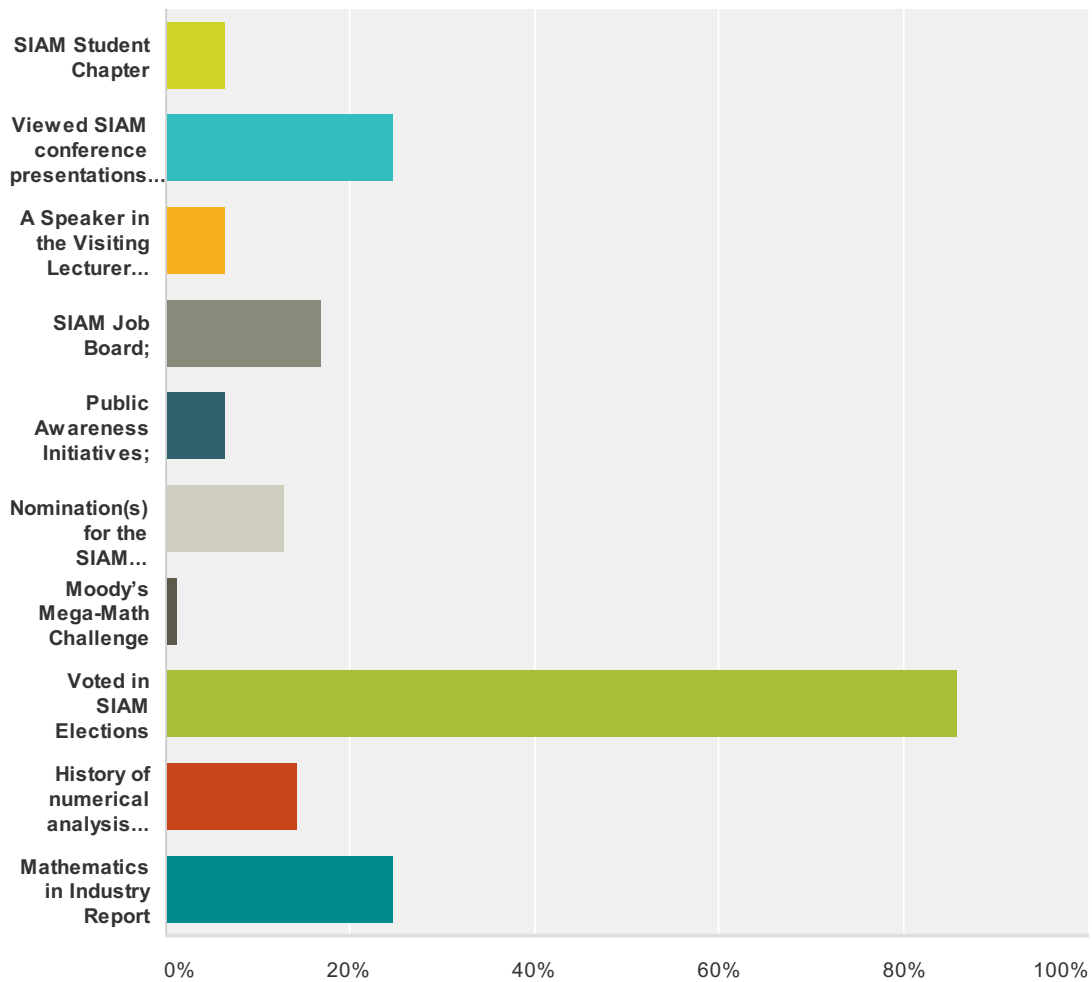
Answered: 62 Skipped: 68



Answer Choices	Responses
SIAM Activity Group	88.71% 55
SIAM Section	6.45% 4
Editorial Board of a SIAM Journal	1.61% 1
Organizing Committee of a SIAM Conference or Meeting	8.06% 5
Other SIAM Committee	14.52% 9
None of these	0% 0
Total Respondents: 62	

Q21 Have you participated in any of the following SIAM activities, read reports or utilized any of the following services? (Check all that apply)

Answered: 77 Skipped: 53



Answer Choices	Responses
SIAM Student Chapter	6.49% 5
Viewed SIAM conference presentations on "SIAM Presents"	24.68% 19
A Speaker in the Visiting Lecturer Program;	6.49% 5
SIAM Job Board;	16.88% 13
Public Awareness Initiatives;	6.49% 5
Nomination(s) for the SIAM Fellows Program;	12.99% 10
Moody's Mega-Math Challenge	1.30% 1
Voted in SIAM Elections	85.71% 66
History of numerical analysis website	14.29% 11
Mathematics in Industry Report	24.68% 19
Total Respondents: 77	

Q22 If there was one initiative SIAM could take to enhance its engagement with industry, what would you suggest?

Answered: 62 Skipped: 68